

BEO Bancorp and Subsidiary

Consolidated Financial Statements

With Independent Auditor's Report

Years Ended December 31, 2022 and 2021



CONTENTS

	<u>Page</u>
Message to Our Stockholders	1
Financial Highlights	2
Board of Directors and Officers	3
Independent Auditor's Report	4
Consolidated Financial Statements:	
Consolidated Balance Sheets	6
Consolidated Statements of Income	7
Consolidated Statements of Profit and Other Comprehensive Income	8
Consolidated Statements of Changes in Stockholders' Equity	9
Consolidated Statements of Cash Flows	10
Notes to Consolidated Financial Statements	12

**The Federal Deposit Insurance Corporation
has not reviewed the financial data and
related data in this statement for accuracy or relevance.**

BEO BANCORP

P.O. BOX 39 Heppner, OR 97836 Administrative Office: 279 N. Main Heppner, OR 97836 Phone: (541) 676-0201

Message to our stockholders

I present to you the consolidated financial statements and operating results for BEO Bancorp and Bank of Eastern Oregon for 2022.

By all typical financial measures, 2022 was a very strong year for your Bank. We ended 2021 in a very liquid and asset sensitive position. As 2022 unfolded, the tightening of fiscal policy and increasing interest rates by the Federal Reserve, during 2022, added significantly to our interest income.

2022 was a solid year for our agricultural producers. What started as a concerning year from a precipitation standpoint, turned more positive as late winter and spring rains arrived. While input prices increased with global events and supply chain problems, commodity prices across the board helped to offset the higher costs of production.


2022 consolidated net income was \$8.585 million, up 24.1% from 2021, our previous highest net income level. Net loans increased 4.8% to \$488.8 million, while deposits were up 8.8% ending the year at \$819.8 million. It is important to note, for the first time in over 20 years, we made no provision for possible loan losses during 2022. Total assets were up 8.3% to \$890.0 million, also a high-level mark for the Bank. Return on Average Assets (ROAA) for 2022 was 1.0% compared to 0.93% in 2021; Return on Average Equity (ROAE) came in at 17.54% versus 15.42% the previous year, an increase of 13.7%. Net earnings per share was \$7.13 up 24.2% from 2021's \$5.74 while shareholder equity was up 4.3% year over year. We also returned \$1.00 per share dividend to our shareholders.

The above referenced results are not possible without the hard work and dedication of our employees. I commend and thank them for their work over the past years.

We plan to have our shareholder meeting at 7:00pm on Tuesday, April 25, 2023 at the Gilliam Bisbee building located in Heppner, OR at 106 E. May St. We plan to elect one director, review 2022, look ahead to 2023, and thank retiring director George Koffler for his many years of service.

As always, thank you for your investment in BEO Bancorp and Bank of Eastern Oregon.

Sincerely,

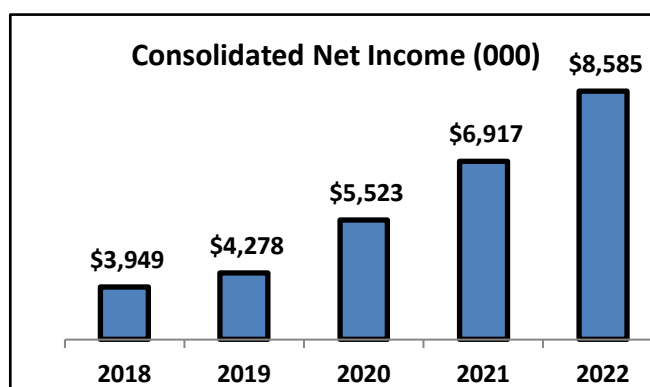
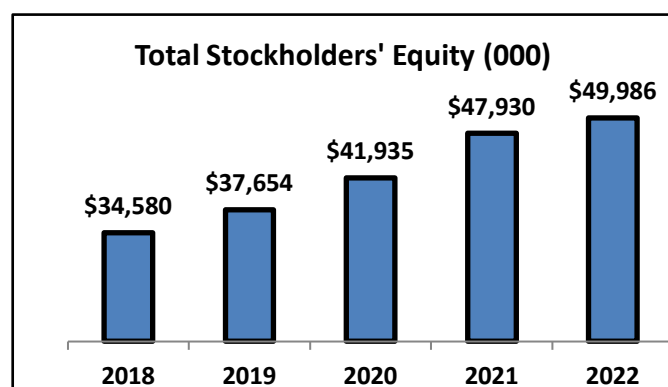
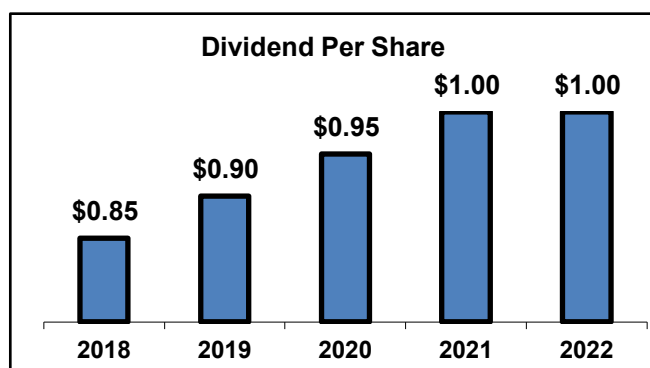
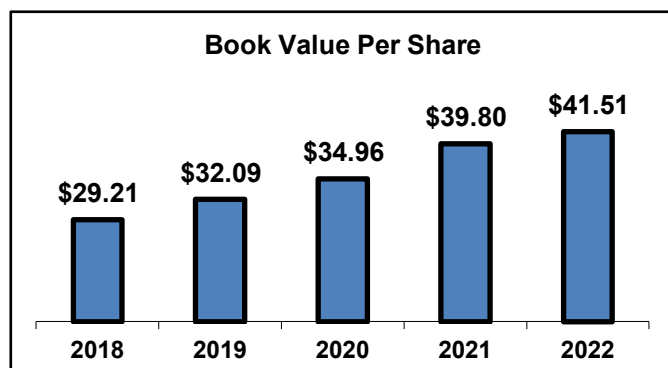


Jeff L. Bailey
President and CEO
BEO Bancorp

FINANCIAL HIGHLIGHTS

2018-2022

	2018	2019	2020	2021	2022
Net Income (000)	\$3,949	\$4,278	\$5,523	\$6,917	\$8,585
Total Assets (000)	\$414,379	\$492,260	\$666,699	\$821,592	\$890,095
Total Equity (000)	\$34,580	\$37,654	\$41,935	\$47,930	\$49,986
Return on Average Assets	0.95%	0.94%	0.95%	0.93%	1.00%
Return on Average Equity	11.91%	11.84%	13.88%	15.39%	17.54%
Net Income Per Share	\$3.33	\$3.62	\$4.66	\$5.74	\$7.13
Dividend Per Share	\$0.85	\$0.90	\$0.95	\$1.00	\$1.00
GAAP Book Value Per Share	\$29.21	\$32.09	\$34.96	\$39.80	\$41.51
Book Value Per Share before temporary adjustment for Accumulated Other Comprehensive Loss	\$29.32	\$32.06	\$35.53	\$40.25	\$46.38



Board of Directors:

Brad Anderson, Chairman
Robert M. Armstrong, Vice Chairman
Jeff Bailey
Joe Gonzalez
Gabrielle Homer
E. George Koffler
Gary Neal
Joel Peterson

Partner, Triangle Ranches
CPA, Solutions, CPA's
Banker, Bank of Eastern Oregon
Owner, American Electric, Inc.
Financial Controller, Painted Hills Natural Beef
Retired Banker
Retired General Manager, Port of Morrow
Owner, Daily Bread Farms, Inc.

Bank Officers:

Executive Team

Jeff Bailey, President & Chief Executive Officer
Mark Lemmon, EVP & Chief Financial Officer
Ed Rollins, EVP & Chief Credit Officer

Becky Kindle, EVP & Chief Operations Officer
John Qualls, EVP & Chief Lending Officer

Regional Vice Presidents:

Alan Bullard, Team Lead Loan Officer
Jed Myers, Team Lead Loan Officer
Robert Williams, Team Lead Loan Officer

Tracy Hamby, Team Lead Loan Officer
Mike Short, Team Lead Loan Officer

Vice Presidents:

Arletta Arnsperger, Mortgage Loan Officer
James Bleth, IT Manager
Michael Broeckel, Loan Officer
Karen Cossitt, Branch Manager
Dawna Dougherty, Compliance Officer
Jared Lathrop, Loan Officer
Pete McCabe, Loan Officer
Kristy Nelson, Loan Officer
Janice Provencher, Team Lead & Branch Manager
Tricia Rollins, Loan Operations Manager
Logan Schleicher, Loan Officer
Lucy Sifuentez, Team Lead & Security Officer
David Stirewalt, Loan Officer
Todd Wood, Loan Officer

Cindy Bailey, Audit Manager
Nial Bradshaw, Loan Officer
Christy Correa, Controller
Gaye Doanato, Loan Officer
Laura Georges, Loan Officer
Shane Lazinka, Loan Officer
Jill Martin, HR Manager
Anita Orem, Project Manager
Robert Quinton, Loan Officer
Amber Schlaich, Loan Officer
Rhonda Shaffer, Consumer Lending Mgr.
Stefanie Teasley, Team Lead & Branch Manager
Becky Temple, Loan Officer

Assistant Vice Presidents:

Laurie Barrow, Electronic Banking Specialist
Hector Lopez, Loan Officer
Sharon Rietmann, Branch Manager

Jennifer Berry, Senior Credit Analyst
Heidi Nelson, IT
Raymond Seastone, Construction Loan Officer

Lenders and Managers

Tressie Allen, Branch Manager
Caitlynn Bailey, Cash Mgt. Officer, Training Manager
Ashley Delacruz, Branch Manager
Shelly Hankins, Team Lead & Branch Manager
Hector Lopez, Loan Officer
Debi Munck, Branch Manager
Rocio Orozco, Branch Manager
Melissa Samms, Branch Manager
Lori Whitbeck, Branch Manager
Dustin Winn, Branch Manager

Andrea Austinson, Branch Manager
Kendra Butterfield, Loan Officer
Marissa Gutierrez, Branch Manager
Jay Hart, Loan Officer
Sherrie Modey, Branch Manager
Kaitlin Orcutt, Mortgage Loan Officer
Melissa Pierson, Electronic Banking Manager
Kallie Warren, Branch Manager
Vanessa Williamson, Branch Manager



Independent Auditor's Report

To the Board of Directors
Bank of Eastern Oregon Bancorp and Subsidiary
Heppner, Oregon

Opinion

We have audited the consolidated financial statements of Bank of Eastern Oregon Bancorp and Subsidiary (the Company), which comprise the consolidated balance sheets as December 31, 2022 and 2021, and the related consolidated statements of income, profit and other comprehensive income, changes in stockholder's equity, and cash flows for the years then ended, and the related notes to the consolidated financial statements.

In our opinion, the accompanying consolidated financial statements present fairly, in all material respects, the financial position of the Company as of December 31, 2022 and 2021, and the results of its operations and its cash flows for the years then ended, in accordance with accounting principles generally accepted in the United States of America.

Basis for Opinion

We conducted our audits in accordance with auditing standards generally accepted in the United States of America (GAAS). Our responsibilities under those standards are further described in the Auditor's Responsibilities for the Audit of the Consolidated Financial Statements section of our report. We are required to be independent of the Company, and to meet our other ethical responsibilities, in accordance with the relevant ethical requirements relating to our audits. We believe that the audit evidence we have obtained is sufficient and appropriate to provide a basis for our audit opinion.

Responsibilities of Management for the Consolidated Financial Statements

Management is responsible for the preparation and fair presentation of these consolidated financial statements in accordance with accounting principles generally accepted in the United States of America; and for the design, implementation, and maintenance of internal control relevant to the preparation and fair presentation of the consolidated financial statements that are free from material misstatement, whether due to fraud or error.

In preparing the consolidated financial statements, management is required to evaluate whether there are conditions or events, considered in the aggregate, that raise substantial doubt about the Company's ability to continue as a going concern for one year after the date that the consolidated financial statements are available to be issued.

Auditor's Responsibilities for the Audit of the Consolidated Financial Statements

Our objectives are to obtain reasonable assurance about whether the consolidated financial statements as a whole are free from material misstatement, whether due to fraud or error, and to issue an auditor's report that includes our opinion. Reasonable assurance is a high level of assurance but is not absolute assurance and therefore is not a guarantee that an audit conducted in accordance with GAAS will always detect a material misstatement when it exists. The risk of not detecting a material misstatement resulting from fraud is higher than for one resulting from error, as fraud may involve collusion, forgery, intentional omissions, misrepresentations, or the override of internal control. Misstatements are considered material if there is a substantial likelihood that, individually or in the aggregate, they would influence the judgment made by a reasonable user based on the consolidated financial statements.

In performing an audit in accordance with GAAS, we:

- Exercise professional judgment and maintain professional skepticism throughout the audit.
- Identify and assess the risks of material misstatement of the consolidated financial statements, whether due to fraud or error, and design and perform audit procedures responsive to those risks. Such procedures include examining, on a test basis, evidence regarding the amounts and disclosures in the consolidated financial statements.
- Obtain an understanding of internal control relevant to the audit in order to design audit procedures that are appropriate in the circumstances, but not for the purpose of expressing an opinion on the effectiveness of the Company's internal control. Accordingly, no such opinion is expressed.
- Evaluate the appropriateness of accounting policies used and the reasonableness of significant accounting estimates made by management, as well as evaluate the overall presentation of the consolidated financial statements.
- Conclude whether, in our judgment, there are conditions or events, considered in the aggregate, that raise substantial doubt about the Company's ability to continue as a going concern for a reasonable period of time.

We are required to communicate with those charged with governance regarding, among other matters, the planned scope and timing of the audit, significant audit findings, and certain internal control-related matters that we identified during the audit.

Eide Bailly LLP

Boise, Idaho
February 24, 2023

BEO Bancorp and Subsidiary
Consolidated Balance Sheets

	December 31	
	2022	2021
ASSETS		
Cash and cash equivalents:		
Cash and due from banks	\$ 3,879,458	\$ 3,905,985
Interest bearing deposits at other financial institutions	167,508,603	283,362,389
Total cash and cash equivalents	171,388,061	287,268,374
Interest bearing deposits at banks	2,205,000	-
Investment securities available-for-sale	191,312,751	40,086,216
Investment securities held-to-maturity	2,396,351	710,000
Loans, less allowance for loan losses	488,808,226	466,477,631
Interest receivable	6,217,448	4,304,592
Federal Home Loan Bank stock	1,008,800	823,600
Property, less accumulated depreciation	8,480,117	8,828,916
Deferred taxes, net	3,684,175	1,515,309
Core deposit intangible, net of accumulated amortization	1,023,847	1,213,366
Cash surrender value of bank owned life insurance	11,599,713	8,111,409
Operating leases right-to-use assets	872,800	1,017,438
Other assets	1,097,728	1,235,281
	718,706,956	534,323,758
Total assets	\$ 890,095,017	\$ 821,592,132
LIABILITIES and STOCKHOLDERS' EQUITY		
Liabilities:		
Deposits:		
Noninterest-bearing demand	\$ 239,861,449	\$ 216,325,232
Savings and interest-bearing demand	535,645,024	492,093,175
Time, \$250,000 and over	5,124,113	4,257,754
Other time	38,400,092	40,741,226
	819,030,678	753,417,387
Subordinated debentures	14,957,000	14,957,000
Interest payable	180,115	104,610
Operating leases right-to-use liabilities	872,800	1,017,438
Other liabilities	5,068,848	4,165,789
	840,109,441	773,662,224
Total liabilities	840,109,441	773,662,224
Stockholders' equity:		
Common stock, \$2.50 par value, 2,975,592 shares authorized		
1,204,323 outstanding December 31, 2022 and 2021	3,153,210	3,153,210
Additional paid-in capital	5,055,300	5,055,300
Retained earnings	49,220,014	41,839,625
Treasury stock at cost, 56,961 shares outstanding	(1,583,153)	(1,583,153)
Accumulated other comprehensive (loss) income	(5,859,795)	(535,074)
	49,985,576	47,929,908
Total stockholders' equity	49,985,576	47,929,908
Total liabilities and stockholders' equity	\$ 890,095,017	\$ 821,592,132

The accompanying notes are an integral part of these consolidated financial statements.

BEO Bancorp and Subsidiary Consolidated Statements of Income

	Years Ended December 31	
	2022	2021
Interest income:		
Interest and fees on loans:		
Taxable	\$ 27,138,019	\$ 29,004,422
Nontaxable	512,105	442,451
Interest on investment securities:		
Taxable	2,776,060	239,795
Nontaxable	28,055	37,788
Interest on deposits at other institutions	1,584,817	169,289
	<u>32,039,056</u>	<u>29,893,745</u>
Interest expense	1,636,963	1,294,284
Net interest income	<u>30,402,093</u>	<u>28,599,461</u>
Provision for loan losses	-	840,000
Net interest income after provision for loan losses	<u>30,402,093</u>	<u>27,759,461</u>
Noninterest income:		
Service charges	3,888,368	2,622,313
Mortgage banking income	488,677	641,768
Other	551,460	413,576
	<u>4,928,505</u>	<u>3,677,657</u>
Noninterest expense:		
Salaries and employee benefits	15,058,824	13,357,436
Equipment expense	968,343	993,247
Occupancy expense	1,171,858	1,012,264
Operating leases expense	432,140	391,081
Card processing and related expenses	896,731	1,207,114
Information Technology expenses	2,364,931	2,246,185
Professional Services and legal expenses	466,293	453,558
Advertising and public relations	361,671	384,987
Other	2,463,095	2,310,079
	<u>24,183,886</u>	<u>22,355,951</u>
Income before income taxes	11,146,712	9,081,167
Provision for income taxes	2,562,000	2,164,000
Net income	<u>\$ 8,584,712</u>	<u>\$ 6,917,167</u>
Basic earnings per share	<u>\$ 7.13</u>	<u>\$ 5.74</u>
Diluted earnings per share	<u>\$ 6.66</u>	<u>\$ 5.38</u>

The accompanying notes are an integral part of these consolidated financial statements.

BEO Bancorp and Subsidiary
Consolidated Statements of Profit and Other Comprehensive Income

	Years Ended December 31	
	2022	2021
Net Income	\$ 8,584,712	\$ 6,917,167
Other comprehensive income (loss), net of tax:		
Unrealized gains (losses) on investment securities	(7,892,565)	(171,376)
Tax Effect	2,143,779	46,549
Unrealized gain (loss) on cash flow hedge instrument	588,978	356,588
Tax Effect	(164,913)	(99,845)
Other comprehensive income (loss)	(5,324,721)	131,916
Comprehensive Income	\$ 3,259,991	\$ 7,049,083

The accompanying notes are an integral part of these consolidated financial statements.

BEO Bancorp and Subsidiary
Consolidated Statements of Changes in Stockholders' Equity

	Common Stock	Additional Paid-in Capital	Retained Earnings	AOC Income (Loss)	Treasury Stock	Total
Balance, January 1, 2020	\$ 3,141,000	\$ 4,917,522	\$ 36,126,781	\$ (666,990)	(1,583,153)	\$ 41,935,160
Net income			6,917,167			6,917,167
Other comprehensive income				131,916		131,916
Sale of 4,884 shares of common stock	12,210	137,778				149,988
Cash dividends (\$1.00 per share)			(1,204,323)			(1,204,323)
Balance, December 31, 2021	3,153,210	5,055,300	41,839,625	(535,074)	(1,583,153)	47,929,908
Net income			8,584,712			8,584,712
Other comprehensive income (loss):				(5,324,721)		(5,324,721)
Cash dividends (\$1.00 per share)			(1,204,323)			(1,204,323)
Balance, December 31, 2022	<u>\$ 3,153,210</u>	<u>\$ 5,055,300</u>	<u>\$ 49,220,014</u>	<u>\$ (5,859,795)</u>	<u>\$ (1,583,153)</u>	<u>\$ 49,985,576</u>

The accompanying notes are an integral part of these consolidated financial statements.

BEO Bancorp and Subsidiary
Consolidated Statements of Cash Flows

	Year Ended December 31	
	2022	2021
Cash flows from operating activities:		
Net income	\$ 8,584,712	\$ 6,917,167
Adjustments to reconcile net income to net cash provided by operating activities:		
Depreciation	890,366	933,601
Net gains or losses on asset dispositions	16	1,327
Accretion of investment discounts, net	(25,534)	218,578
Amortization of core deposit intangible	189,519	189,519
Provision for loan losses	-	840,000
Increase in cash value of life insurance	(288,304)	(209,239)
Deferred income taxes	(190,000)	(402,000)
Change in:		
Interest receivable and other assets	(1,775,303)	309,167
Deferred loan fees and purchase discounts	(167,554)	(478,480)
Accrued interest and other liabilities	1,480,616	696,668
Net cash provided by operating activities	8,698,534	9,016,308
Cash flows from investing activities:		
Change in interest bearing deposits at other banks	(2,205,000)	-
Proceeds from maturities of investment securities	10,281,749	5,038,621
Purchase of investment securities	(171,061,666)	(33,714,714)
Purchase of bank owned life insurance	(3,200,000)	-
Purchase of FHLB stock	(185,200)	(233,900)
Loans originated, net of principal collected	(22,076,115)	24,872,662
Purchases of property	(541,583)	(263,835)
Net cash provided (used) in investing activities	(188,987,815)	(4,301,166)
Cash flows from financing activities:		
Net increase in deposits	65,613,291	145,633,286
Increase in subordinated debt	-	2,484,888
Issuance of common stock	-	149,988
Dividends paid	(1,204,323)	(1,204,323)
Net cash provided by financing activities	64,408,968	147,063,839
Net (decrease) increase in cash and cash equivalents	(115,880,313)	151,778,981
Cash and cash equivalents, beginning of year	287,268,374	135,489,393
Cash and cash equivalents, end of year	\$ 171,388,061	\$287,268,374

The accompanying notes are an integral part of these consolidated financial statements.

BEO Bancorp and Subsidiary
Consolidated Statements of Cash Flows, Continued

	Year Ended December 31	
	2022	2021
Supplemental information:		
Cash paid during the year for:		
Income taxes	\$ 2,868,177	\$ 2,543,373
Interest	1,561,458	1,283,404
Supplemental schedule of noncash investing activities		
Right of use assets obtained in exchange for lease liabilities	\$ -	434,600

The accompanying notes are an integral part of these consolidated financial statements.

BEO Bancorp and Subsidiary
Notes to Consolidated Financial Statements

1. Summary of Significant Accounting Policies:

Basis of Presentation – The consolidated financial statements include the accounts of BEO Bancorp (“Bancorp”), a bank holding company, and its wholly-owned subsidiary, Bank of Eastern Oregon (the “Bank” or “Company”). All significant intercompany accounts and transactions have been eliminated in consolidation. Bancorp has also established subsidiary grantor trusts in connection with the issuance of trust preferred securities (see Note 11). In accordance with the requirements of ASC 810 the accounts and transactions of these trusts are not consolidated in the accompanying consolidated financial statements.

Description of Business – The Bank provides commercial and consumer financing, banking and mortgage lending and other services in Northeastern Oregon and Southeastern Washington. Its activities include the usual lending and deposit functions of a commercial bank: commercial, agricultural, real estate, installment, credit card and mortgage loans; checking, money market, time deposit and savings accounts; internet banking and bill payment; automated teller machines and safe deposit facilities. Additionally, the Bank originates and sells mortgage loans into the secondary market.

Use of Estimates – The preparation of the consolidated financial statements in conformity with U.S. generally accepted accounting principles (GAAP) requires management to make estimates and assumptions that affect reported amounts and related disclosures, and actual results could differ from those estimates. The most significant estimates are the allowance for loan losses and fair value estimates.

Cash and Cash Equivalents – For purposes of presentation in the consolidated statement of cash flows, cash and cash equivalents are defined as those amounts included in the balance sheet caption “cash and due from banks”, and “interest bearing deposits at other financial institutions”, all of which have original maturities of 90 days or less.

Balances in transaction accounts at other financial institutions may exceed amounts covered by federal deposit insurance. Management regularly evaluates the credit risk associated with other financial institutions and believes that the Company is not exposed to any significant credit risks on cash and cash equivalents.

Interest-Bearing Deposits in Banks

Interest-bearing deposits with other financial institutions consist of the following:

	<u>2022</u>	<u>2021</u>
Time certificates of deposit	<u>\$ 2,205,000</u>	<u>\$ -</u>

BEO Bancorp and Subsidiary
Notes to Consolidated Financial Statements, Continued

1. Summary of Significant Accounting Policies, Continued:

A summary by maturity of time certificates of deposits at December 31, 2022 and 2021, is as follows:

	2022	2021
Due in one year or less	\$ -	\$ -
Due after one year through five years	2,205,000	-
	\$ 2,205,000	\$ -

Investment Securities – Securities for which management has the positive intent and ability to hold to maturity are classified as held-to-maturity and are reported at cost adjusted for remaining balances of premiums or discounts.

Securities not classified as held-to-maturity are classified as available-for-sale. Securities available-for-sale are held for indefinite periods of time and may be sold in response to changes in market interest rates, shifts in the maturity mix or concentration of bank assets or liabilities or to alleviate liquidity demands. Securities designated as available-for-sale are carried at estimated fair value. Unrealized gains and losses are excluded from earnings and are credited or charged to other comprehensive income in stockholders' equity, net of applicable deferred taxes. Interest income on debt securities is included in income using the effective interest method. Gains and losses realized on sales of securities are recognized on the specific identification method.

The Bank recognizes other-than-temporary impairments for debt securities classified as available-for-sale in accordance with ASC 320. Accordingly, the Bank assesses whether it intends to sell, or it is more likely than not that it will be required to sell a security before recovery of its amortized cost basis less any current-period credit losses. For debt securities that are considered other-than-temporarily impaired and that the Bank does not intend to sell and will not be required to sell prior to recovery of the amortized cost basis, the Bank separates the amount of the impairment into the amount that is credit related (credit loss component) and the amount due to all other factors. The credit loss component is recognized in earnings and is the difference between the security's amortized cost basis and the present value of its expected future cash flows discounted at the security's effective yield. The remaining difference between the security's fair value and the present value of future expected cash flows is due to factors that are not credit related and, therefore, is not required to be recognized as losses in the income statement but is recognized in other comprehensive income. The Bank has not recognized an other-than-temporary impairment of its debt securities as management believes all unrealized losses on investment securities at December 31, 2022 are temporary.

BEO Bancorp and Subsidiary
Notes to Consolidated Financial Statements, Continued

1. Summary of Significant Accounting Policies, Continued:

Loans and Income Recognition – Loans are stated at the amount of unpaid principal, net of deferred loan origination fees, premiums or discounts on purchased loans, and an allowance for loan losses.

Interest on loans is calculated using the simple-interest method on daily balances of the principal amount outstanding. Accrual of interest is discontinued on a loan when management believes, after considering economic and business conditions and collection efforts that the borrower's financial condition is such that collection of the interest is doubtful. Cash receipts on non-accrual loans are first recorded as principal collections. Loan origination fees, net of associated direct costs, if significant, are amortized by the interest method over the contractual life of the loan. Premiums and discounts on loans purchased are amortized using the straight-line method over a period management believes best matches the cash flow and risks associated with the loan.

Allowance for Loan Losses – The allowance for loan losses is established through a provision for loan losses charged to expense. Loans are charged against the allowance for loan losses when management believes that the collectability of the principal is unlikely. The allowance is an amount that management considers adequate to absorb possible losses on existing loans that may become uncollectible based on evaluations of the collectability of loans and prior loss experience. The evaluations take into consideration such factors as changes in the nature and value of the loan portfolio, overall portfolio quality, review of specific problem loans, and current economic conditions that may affect the borrower's ability to pay.

The allowance for loan losses is evaluated on a regular basis by management and is based upon management's periodic review of the collectability of the loans in light of historical experience, the nature and volume of the loan portfolio, adverse situations that may affect the borrower's ability to repay, estimated value of any underlying collateral and prevailing economic conditions. This evaluation is inherently subjective as it requires estimates that are susceptible to significant revision as more information becomes available.

The allowance consists of allocated and general components. The allocated component relates to loans that are classified as impaired. For those loans that are classified as impaired, an allowance is established when the discounted cash flows (or collateral value or observable market price) of the impaired loan is lower than the carrying value of that loan. General component covers non-impaired loans and are based on historical loss rates for each portfolio segment, adjusted for the effects of qualitative or environmental factors that are likely to cause estimated credit losses as of the evaluation date to differ from the portfolio segment's historical loss experience.

BEO Bancorp and Subsidiary
Notes to Consolidated Financial Statements, Continued

1. Summary of Significant Accounting Policies, Continued:

Qualitative factors include consideration of the following: changes in lending policies and procedures; changes in economic conditions, changes in the nature and volume of the portfolio; changes in the experience, ability and depth of lending management and other relevant staff; changes in the volume and severity of past due, nonaccrual and other adversely graded loans; changes in the loan review system; changes in the value of the underlying collateral for collateral-dependent loans; concentrations of credit and the effect of other external factors such as competition and legal and regulatory requirements.

A loan is considered impaired when, based on current information and events, it is probable that the Company will be unable to collect the scheduled payments of principal and interest when due according to the contractual terms of the loan agreement. Factors considered by management in determining impairment include payment status, collateral value, and the probability of collecting scheduled principal and interest payments when due. Loans that experience insignificant payment delays and payment shortfalls generally are not classified as impaired. Management determines the significance of payment delays and payment shortfalls on a case-by-case basis, taking into consideration all of the circumstances surrounding the loan and the borrower, including the length of the delay, the reasons for the delay, the borrower's prior payment record, and the amount of the shortfall in relation to the principal and interest owed. Impairment is measured on a loan by loan basis for commercial and agricultural loans by either the present value of expected future cash flows discounted at the loan's effective interest rate, the loan's observable market price, or the fair value of the collateral if the loan is collateral dependent. Large groups of smaller balance homogeneous loans are collectively evaluated for impairment. Accordingly, the Company does not separately identify individual consumer and residential loans for impairment disclosures.

Major categories of loans are further defined by the Company into portfolio segments identified by the Company including farmland, commercial real estate, agricultural, commercial construction, commercial, real estate, real estate construction, and consumer loans. Relevant risk characteristics for these portfolio segments generally include debt service coverage, loan-to-value ratios and financial performance on non-consumer loans and credit scores, debt-to-income, collateral type and loan-to-value ratios for consumer loans. Large groups of smaller balance homogeneous loans are collectively evaluated for impairment.

The allowance and provision are estimates that are necessarily subjective and may be adjusted as more current information becomes available. Any adjustment could be significant.

The Bank classifies reserves for potential losses on commitments to loan in other liabilities.

Federal and state bank regulatory agencies, as an integral part of their examination process, periodically review the Bank's reserve for loan losses. Such agencies may require the Bank to recognize additions to the reserve in the future based on their judgment of the information available to them at the time of their examinations.

BEO Bancorp and Subsidiary
Notes to Consolidated Financial Statements, Continued

1. Summary of Significant Accounting Policies, Continued:

Credit Related Financial Instruments – In the ordinary course of business, the Company has entered into commitments to extend credit, including commitments under credit card arrangements and standby letters of credit. Such financial instruments are recorded when they are funded.

Federal Home Loan Bank Stock – The investment in Federal Home Loan Bank (“FHLB”) stock is a restricted investment carried at cost, which is based on the ultimate recoverability at par value. As a member of the FHLB system, the Bank is required to maintain a minimum level of investment in FHLB stock based on asset size and borrowings. At December 31, 2022 and 2021, the minimum required investment was \$1,008,800 and \$823,600, respectively. The Bank may request redemption at par value of any stock in excess of the amount it is required to hold. Stock redemptions are at the discretion of the FHLB.

Property and Equipment – Property is stated at cost, net of accumulated depreciation. Additions, betterments and replacements of major units are capitalized. Expenditures for normal maintenance, repairs and replacements of minor units are charged to expense as incurred. Gains or losses realized from sales or retirements are reflected in operations currently. Depreciation is computed by the straight-line method over the estimated useful lives of the assets.

Core Deposit Intangible – Core deposit intangible is stated at cost, net of accumulated amortization. Amortization is recorded on a straight-line basis with periodic evaluation for impairment.

Investment in Life Insurance Contracts – Investment in life insurance contracts is stated at cash surrender value of the various insurance policies. The income on the investment is included in other noninterest income.

Foreclosed Assets – Assets acquired through, or in lieu of, loan foreclosure are held-for-sale and are initially recorded at fair value at the date of foreclosure based on current appraisals, establishing a new cost basis. Subsequent to foreclosure, valuations are periodically performed by management and the assets are carried at the lower of carrying amount or fair value less cost to sell. Revenue and expenses from operations and changes in the valuation allowance are included in other noninterest expense.

Advertising – Advertising costs are generally charged to expense during the year in which they are incurred.

BEO Bancorp and Subsidiary
Notes to Consolidated Financial Statements, Continued

1. Summary of Significant Accounting Policies, Continued:

Income Taxes – Income taxes are provided for the tax effects of transactions reported in the consolidated financial statements and consist of taxes currently due plus deferred taxes related primarily to differences between the basis of deferred compensation, allowance for loan losses, premises and equipment, unrealized gain on securities, and prepaid expenses for financial and income tax reporting. The deferred tax assets and liabilities represent the future tax return consequences of those differences, which will either be taxable or deductible when the assets and liabilities are recovered or settled. Deferred tax assets are reduced by a valuation allowance when, in the opinion of management, it is more likely than not that some portion or all of the deferred tax assets will not be realized.

The Company evaluates its tax positions that have been taken or are expected to be taken on income tax returns to determine if an accrual is necessary for uncertain tax positions. The Company had no unrecognized tax benefits as of December 31, 2022 and 2021. The Company will recognize future accrued interest and penalties related to unrecognized tax benefits in income tax expense if incurred.

Fair Value – Bancorp applies the hierarchy and framework for measuring fair value, disclosure about fair value measurements and the reliability of valuation inputs as provided in ASC 820. When determining the fair value, Bancorp considers the transaction to sell an asset or transfer a liability occurs in the most advantageous market for that asset or liability. Within the hierarchy, Level 1 instruments use observable market prices for the identical item in active markets and have the most reliable valuations. Level 2 instruments are valued through broker/dealer quotation or through market-observable inputs for similar items in active markets, including forward and spot prices, interest rates and volatilities. Level 3 instruments are valued using inputs not observable in an active market such as company-developed future cash flow estimates and are considered the least reliable. Valuations for all of the Bancorp's and the Bank's financial instruments fall within Levels 2 and 3 (see Note 17).

Transfer of Financial Assets – Transfers of financial assets are accounted for as sales when control over the assets has been surrendered. Control over transferred assets is deemed to be surrendered when (1) the assets have been isolated from the Company – put presumptively beyond the reach of the transferor and its creditors, even in bankruptcy or other receivership, (2) the transferee obtains the right (free of conditions that constrain it from taking advantage of that right) to pledge or exchange the transferred assets, and (3) the Company does not maintain effective control over the transferred assets through an agreement to repurchase them before their maturity or the ability to unilaterally cause the holder to return specific assets.

BEO Bancorp and Subsidiary
Notes to Consolidated Financial Statements, Continued

1. Summary of Significant Accounting Policies, Continued:

Interest Rate Contracts and Hedging Activities – For asset/liability management purposes, the Company uses interest rate swap agreements to hedge various exposures or to modify interest rate characteristics of debt on the consolidated balance sheet. Interest rate swaps are contracts in which a series of interest rate flows are exchanged over a prescribed period. The notional amount on which the interest payments are based is not exchanged. These swap agreements are derivative instruments and convert a portion of the Company’s variable-rate debt to a fixed rate.

The gain or loss on a derivative designated and qualifying as a fair value hedging instrument, as well as the offsetting gain or loss on the hedged item attributable to the risk being hedged, is recognized currently in earnings in the same accounting period. The effective portion of the gain or loss on a derivative designated and qualifying as a cash flow hedging instrument is initially reported as a component of other comprehensive income and subsequently reclassified into earnings in the same period or periods during which the hedged transaction affects earnings. The ineffective portion of the gain or loss on the derivative instrument, if any, is recognized currently in earnings.

For cash flow hedges, the net settlement (upon close-out or termination) that offsets changes in the value of the hedged debt is deferred and amortized into net interest income over the life of the hedged debt.

The portion, if any, of the net settlement amount that did not offset changes in the value of the hedged asset or liability is recognized immediately in noninterest income.

Interest rate derivative financial instruments receive hedge accounting treatment only if they are designated as a hedge and are expected to be, and are, effective in substantially reducing interest rate risk arising from the assets and liabilities identified as exposing the Company to risk. Those derivative financial instruments that do not meet specified hedging criteria would be recorded at fair value with changes in fair value recorded in income. If periodic assessment indicates derivatives no longer provide an effective hedge, the derivative contracts would be closed out and settled, or classified as a trading activity.

Cash flows resulting from the derivative financial instruments that are accounted for as hedges of assets and liabilities are classified in the cash flow statement in the same category as the cash flows of the items being hedged.

BEO Bancorp and Subsidiary
Notes to Consolidated Financial Statements, Continued

1. Summary of Significant Accounting Policies, Continued:

Deferred Compensation – Benefits under deferred compensation contracts are accrued over the period of the employee’s active employment from the time the contract is signed to the employee’s full eligibility date.

Comprehensive Income – Comprehensive income consists of net income and other comprehensive income. Other comprehensive income includes unrealized gains on securities available-for-sale, unrealized losses related to factors other than credit on debt securities, and unrealized gains and losses on cash flow hedges which are also recognized as separate components of equity.

Earnings Per Share (EPS) – Basic EPS represents income available to common stockholders divided by the weighted-average number of common shares outstanding during the period. Diluted EPS reflects additional common shares that would have been outstanding if dilutive potential common shares had been issued.

Subsequent Events – The Company has evaluated subsequent events through March 1, 2023, the date the consolidated financial statements are available for distribution.

2. Cash and Due From Banks:

Effective March 26, 2020, the Federal Reserve announced the reduction of the reserve requirement ratio to zero percent across all deposit tiers. Depository institutions that were required to maintain deposits in a Federal Reserve Bank account to satisfy reserve requirements will no longer be required to do so and can use the additional liquidity to lend to individuals and businesses. It is management’s understanding that the Federal Reserve currently has no plans to reinstate the reserve requirement. However, the Federal Reserve may adjust reserve requirement ratios in the future if conditions warrant.

BEO Bancorp and Subsidiary
Notes to Consolidated Financial Statements, Continued

3. Investments Securities:

The amortized cost and estimated fair values of investment securities at December 31, 2022 is as follows:

Available-for-sale:

	Amortized Cost	Gross Unrealized Gains	Gross Unrealized Losses	Estimated Fair Value
Obligations of U.S. Government agencies	\$ 120,975,357	\$ 72,042	\$ (5,957,181)	\$ 115,090,218
Government guaranteed loan pools	9,346,722	41,505	(122,569)	9,265,658
Mortgage-backed securities	67,048,913	239,442	(2,309,902)	64,978,453
Obligations of municipal entities	1,986,729	11,123	(19,430)	1,978,422
	<u>\$ 199,357,721</u>	<u>\$ 364,112</u>	<u>\$ (8,409,082)</u>	<u>\$ 191,312,751</u>

Held-to-maturity:

	Amortized Cost	Gross Unrealized Gains	Gross Unrealized Losses	Estimated Fair Value
Mortgage-backed securities	\$ 1,311,351	\$ -	\$ -	\$ 1,311,351
Obligations of municipal entities	1,085,000	-	-	1,085,000
	<u>\$ 2,396,351</u>	<u>\$ -</u>	<u>\$ -</u>	<u>\$ 2,396,351</u>

The amortized cost and estimated fair values of investment securities at December 31, 2021 is as follows:

Available-for-sale:

	Amortized Cost	Gross Unrealized Gains	Gross Unrealized Losses	Estimated Fair Value
Obligations of U.S. Government agencies	\$ 27,410,160	\$ 32,625	\$ (150,740)	\$ 27,292,045
Government guaranteed loan pools	7,450,011	34,723	(109,126)	7,375,608
Mortgage-backed securities	4,766,879	28,766	(27,029)	4,768,616
Obligations of municipal entities	611,571	38,376	-	649,947
	<u>\$ 40,238,621</u>	<u>\$ 134,490</u>	<u>\$ (286,895)</u>	<u>\$ 40,086,216</u>

Held-to-maturity:

	Amortized Cost	Gross Unrealized Gains	Gross Unrealized Losses	Estimated Fair Value
Obligations of municipal entities	\$ 710,000	\$ -	\$ -	\$ 710,000
	<u>\$ 710,000</u>	<u>\$ -</u>	<u>\$ -</u>	<u>\$ 710,000</u>

BEO Bancorp and Subsidiary
Notes to Consolidated Financial Statements, Continued

Investment securities that were in unrealized loss positions as of December 31, 2022 are presented in the following tables, based on the length of time that individual securities were in unrealized loss positions.

	Securities in Unrealized Loss Positions as of December 31, 2022					
	Less than 12 Months		12 Months or Longer		Total	
	Fair Value	Unrealized Losses	Fair Value	Unrealized Losses	Fair Value	Unrealized Losses
Obligations of U.S. Government agencies	\$ 85,141,432	\$ (3,224,812)	\$ 17,981,864	\$ (2,732,370)	\$ 103,123,296	\$ (5,957,182)
Government guaranteed loan pools	1,918,554	(35,852)	3,283,722	(86,717)	5,202,276	(122,569)
Mortgage-backed securities	49,441,117	(2,031,485)	1,424,037	(278,416)	50,865,154	(2,309,901)
Obligations of municipal entities	703,981	(19,430)	-	-	703,981	(19,430)
Total	<u>\$ 137,205,084</u>	<u>\$ (5,311,579)</u>	<u>\$ 22,689,623</u>	<u>\$ (3,097,503)</u>	<u>\$ 159,894,707</u>	<u>\$ (8,409,082)</u>

Investment securities that were in unrealized loss positions as of December 31, 2021 are presented in the following tables, based on the length of time that individual securities were in unrealized loss positions.

	Securities in Unrealized Loss Positions as of December 31, 2021					
	Less than 12 Months		12 Months or Longer		Total	
	Fair Value	Unrealized Losses	Fair Value	Unrealized Losses	Fair Value	Unrealized Losses
Government guaranteed loan pools	1,913,665	(26,772)	52,659	(308)	1,966,324	(27,080)
Mortgage-backed securities	20,547,810	(150,740)	-	-	20,547,810	(150,740)
Obligations of municipal entities	1,521,132	(43,078)	4,116,944	(65,997)	5,638,076	(109,075)
Total	<u>\$ 23,982,607</u>	<u>\$ (220,590)</u>	<u>\$ 4,169,603</u>	<u>\$ (66,305)</u>	<u>\$ 28,152,210</u>	<u>\$ (286,895)</u>

BEO Bancorp and Subsidiary
Notes to Consolidated Financial Statements, Continued

3. Investment Securities, Continued:

The unrealized losses on investment securities were caused by interest rate increases subsequent to the purchase of the securities and are considered temporarily impaired. It is expected that the securities will not be settled at a price less than the amortized cost of the investment. Because the decline in fair value is attributable to changes in interest rates and not credit quality, and because the Bank has the ability and intent to hold these investments until a market price recovery or to maturity, the unrealized losses on these investments are not considered other-than-temporarily impaired.

The amortized cost and estimated fair value of investment securities at December 31, 2022 by contractual maturity are shown below. Expected maturities will differ from contractual maturities because borrowers may have the right to call or prepay obligations with or without call or prepayment penalties.

	<u>Available-for-Sale</u>		<u>Held-to-Maturity</u>	
	<u>Amortized Cost</u>	<u>Estimated Fair Value</u>	<u>Amortized Cost</u>	<u>Estimated Fair Value</u>
Due in one year or less	\$ 16,731,893	\$ 16,571,640	\$ -	\$ -
Due after one year through five years	89,848,082	86,253,150	1,085,000	1,085,000
Due after five years	25,728,832	23,509,507	-	-
Mortgage-backed securities	67,048,914	64,978,454	1,311,351	1,311,351
	<u>\$ 199,357,721</u>	<u>\$ 191,312,751</u>	<u>\$ 2,396,351</u>	<u>\$ 2,396,351</u>

At December 31, 2022 and 2021, there were no securities pledged for public deposits.

There were no proceeds from sales of available-for-sale securities during the years ended December 31, 2022 and 2021.

BEO Bancorp and Subsidiary
Notes to Consolidated Financial Statements, Continued

4. Loans:

Major classifications of loans by type of collateral at December 31 are as follows:

	<u>2022</u>	<u>2021</u>
Farmland Loans	\$ 134,966,687	\$ 131,149,295
Commercial real estate loans	100,227,017	100,378,744
Agriculture loans	146,778,504	125,341,856
Commercial construction loans	6,446,851	7,958,786
Commercial loans	62,238,985	61,046,163
Real estate loans	24,986,249	22,699,127
Real estate construction loans	16,209,234	20,060,275
Consumer loans	<u>3,314,749</u>	<u>4,331,879</u>
	495,168,276	472,966,125
Deferred loan origination fees	(924,611)	(1,005,239)
Purchased loans discount	<u>(1,349)</u>	<u>(88,275)</u>
	494,242,316	471,872,611
Allowance for loan losses	<u>(5,434,090)</u>	<u>(5,394,980)</u>
	<u>\$ 488,808,226</u>	<u>\$ 466,477,631</u>

The loan portfolio at December 31, 2022 and 2021 includes \$366,763,850 and \$367,327,911 of loans which have a variable rate of interest. The December 31, 2022 and 2021 amount includes \$166,791,071 and \$298,442,693 of loans with interest rates at their contractual floors.

Loans serviced for others are not included in the accompanying consolidated balance sheet. There were \$1,557,780 and \$3,090,234 in loans being serviced for others at December 31, 2022 and 2021, respectively.

The total loans outstanding on December 31, 2022 which were on a nonaccrual basis, contractually past due 90 days or more as to interest or principal payments are as follows:

	<u>30-89 Days Past Due</u>	<u>Loans Past Due 90 Days or More and Still Accruing</u>	<u>Recorded Investment Nonaccrual Loans</u>	<u>Unpaid Principal Nonaccrual Loans</u>
2022				
Agriculture	\$ -	\$ -	\$ 911,532	\$ 911,532
Commercial real estate	-	-	1,634,496	1,657,409
Commercial	-	-	459,257	463,626
Farmland	-	-	1,691,443	1,677,512
Consumer	-	-	519,952	519,952
	<u>\$ -</u>	<u>\$ -</u>	<u>\$ 5,216,680</u>	<u>\$ 5,230,031</u>

BEO Bancorp and Subsidiary
Notes to Consolidated Financial Statements, Continued

4. Loans, Continued:

The total loans outstanding on December 31, 2021 which were on a nonaccrual basis, contractually past due 90 days or more as to interest or principal payments are as follows:

	<u>30-89 Days Past Due</u>	<u>Loans Past Due 90 Days or More and Still Accruing</u>	<u>Recorded Investment Nonaccrual Loans</u>	<u>Unpaid Principal Nonaccrual Loans</u>
2021				
Agriculture	\$ -	\$ -	\$ 982,916	\$ 972,916
Commercial real estate	312,879	-	1,968,527	1,757,617
Commercial	-	-	1,539,520	1,520,393
Farmland	-	-	1,992,515	1,992,515
Real estate	-	-	519,952	519,952
	<u>\$ 312,879</u>	<u>\$ -</u>	<u>\$ 7,003,430</u>	<u>\$ 6,763,393</u>

The following is an analysis of impaired loans as of December 31, 2022 and 2021:

	<u>Impaired Loans</u>				
	<u>With a Related Allowance</u>	<u>Without a Related Allowance</u>	<u>Total Recorded Investment</u>	<u>Unpaid Principal Balance</u>	<u>Related Allowance</u>
2022					
Farmland	\$ -	\$ 2,846,471	\$ 2,846,471	\$ 2,665,751	\$ -
Commercial real estate	-	1,638,335	1,638,335	1,760,367	-
Agriculture	-	1,251,310	1,251,310	1,530,110	-
Commercial	-	635,142	635,142	542,604	-
Real estate	-	519,952	519,952	609,263	-
	<u>\$ -</u>	<u>\$ 6,891,210</u>	<u>\$ 6,891,210</u>	<u>\$ 7,108,095</u>	<u>\$ -</u>

	<u>Impaired Loans</u>				
	<u>With a Related Allowance</u>	<u>Without a Related Allowance</u>	<u>Total Recorded Investment</u>	<u>Unpaid Principal Balance</u>	<u>Related Allowance</u>
2021					
Farmland	\$ -	\$ 3,074,117	\$ 3,074,117	\$ 3,074,117	\$ -
Commercial real estate	-	3,213,790	3,213,790	3,424,700	-
Agriculture	163,185	1,428,309	1,591,494	1,601,494	3,527
Commercial	-	2,154,090	2,154,090	2,173,217	-
Real estate	-	618,977	618,977	618,977	-
	<u>\$ 163,185</u>	<u>\$ 10,489,283</u>	<u>\$ 10,652,468</u>	<u>\$ 10,892,505</u>	<u>\$ 3,527</u>

BEO Bancorp and Subsidiary
Notes to Consolidated Financial Statements, Continued

4. Loans, Continued:

The average recorded investment in impaired loans was approximately \$8,380,000 in 2022 and \$10,849,317 in 2021. Interest income recognized on impaired loans totaled \$16,600 in 2022 and \$274,263 in 2021. Interest income which would have been realized on non-accrual loans if they had remained current and still accruing was \$360,250 in 2022 and \$477,038 in 2021.

There were no loans accounted for as Troubled Debt Restructurings (TDR) that occurred during the years ended December 31, 2022 and 2021.

There were no loans accounted for as TDR from previous years in default as of December 31, 2022 and 2021. At December 31, 2022 and 2021, the Bank had no unfunded commitments on TDR loans. Loans are accounted for as TDR when significant concessions have been granted that would not have otherwise been considered except for the borrower's financial difficulties. Concessions may include extended repayment terms such as interest only payments or lengthened maturities, or interest rate modifications and are granted to improve the likelihood that the borrower will be able to repay the obligation. TDR loans are included in impaired loans and the methodology for evaluating credit losses and accrual status is the same as for other impaired loans.

BEO Bancorp and Subsidiary
Notes to Consolidated Financial Statements, Continued

5. Allowance for Loan Losses:

The Bank maintains an allowance for loan losses (“ALLL”) to absorb losses resulting from the inherent risks of lending. The balance of the ALLL is reviewed at least quarterly to assess the adequacy relative to probable estimated losses within the loan portfolio. The methodology is consistent with the Contingencies and Receivables topics of the FASB ASC and did not significantly change during 2022.

A detailed analysis of the ALLL by major portfolio segment as of December 31, 2022:

Allowance for Loan Losses								
	Weighted Average Risk Rating	Gross Recorded Investment in Loans	Beginning Balance	Net (Charge- off) Recovery	Provision	Ending Balance	Specific Reserve	General Allocation
Farmland	3.03	\$ 134,966,687	\$ 1,013,406	\$ -	\$ 210,000	\$ 1,223,406	\$ -	\$ 1,223,406
Commercial real estate	2.85	100,227,017	898,910	21,949	(90,000)	\$ 830,859	-	\$ 830,859
Agriculture	2.96	146,778,504	1,694,227	-	35,000	\$ 1,729,227	-	\$ 1,729,227
Commercial construction	3.00	6,446,851	211,320	-	(100,000)	\$ 111,320	-	\$ 111,320
Commercial	2.72	62,238,985	821,526	17,162	(5,000)	\$ 833,688	-	\$ 833,688
Real estate	2.94	24,986,249	324,942	-	-	\$ 324,942	-	\$ 324,942
Real estate construction	2.99	16,209,234	369,144	-	(5,000)	\$ 364,144	-	\$ 364,144
Consumer	3.12	3,314,749	61,504	-	(45,000)	\$ 16,504	-	\$ 16,504
Total	2.96	\$ 495,168,276	\$ 5,394,979	\$ 39,111	\$ -	\$ 5,434,090	\$ -	\$ 5,434,090

Loan Balances		
	Individually Impaired Loans	Collectively Impaired Loans
Farmland	\$ 2,846,471	\$ 132,120,216
Commercial real estate	1,638,335	98,588,682
Agriculture	1,251,310	145,527,194
Commercial construction	-	6,446,851
Commercial	1,155,094	61,083,891
Real estate	-	24,986,249
Real estate construction	-	16,209,234
Consumer	-	3,314,749
Total	\$ 6,891,210	\$ 488,277,066

BEO Bancorp and Subsidiary
Notes to Consolidated Financial Statements, Continued

5. Allowance for Loan Losses, Continued:

A detailed analysis of the ALLL by major portfolio segment as of December 31, 2021:

2021	Allowance for Loan Losses							
	Weighted Average Risk Rating	Loans by Classification	Beginning Balance	Net (Charge- off) Recovery	Provision	Ending Balance	Specific Reserve	General Allocation
Farmland	3.11	\$ 131,149,295	\$ 897,924	\$ -	\$ 115,482	\$ 1,013,406	\$ -	\$ 1,013,406
Commercial real estate	2.98	100,378,744	786,884	25,153	86,873	898,910	-	898,910
Agriculture	3.01	125,341,856	1,913,287	(539,705)	320,645	1,694,227	3,527	1,690,700
Commercial construction	2.71	7,958,786	180,988	-	30,332	211,320	-	211,320
Commercial	2.71	61,046,163	656,776	54,682	110,068	821,526	-	821,526
Real estate	2.90	22,699,127	278,302	-	46,640	324,942	-	324,942
Real estate construction	2.97	20,060,275	247,642	-	121,502	369,144	-	369,144
Consumer	3.07	4,331,879	50,471	2,575	8,458	61,504	-	61,504
Total	3.05	<u>\$ 472,966,125</u>	<u>\$ 5,012,274</u>	<u>\$ (457,295)</u>	<u>\$ 840,000</u>	<u>\$ 5,394,979</u>	<u>\$ 3,527</u>	<u>\$ 5,391,452</u>

	Loan Balances	
	Individually Impaired Loans	Collectively Impaired Loans
	\$ 3,070,979	\$ 128,078,316
2,115,994	98,262,750	
1,391,058	123,950,798	
-	7,958,786	
4,074,437	56,971,726	
-	22,699,127	
-	20,060,275	
-	4,331,879	
<u>\$ 10,652,468</u>	<u>\$ 462,313,657</u>	

BEO Bancorp and Subsidiary
Notes to Consolidated Financial Statements, Continued

The ALLL includes a general allowance based on quantitative and qualitative factors on non-impaired loans plus specific reserves on impaired loans established to account for credit attributes of the individual relationships. Credit risk is managed through established policies and procedures including lending limits, diversification, approval requirements, and an ongoing comprehensive review process. The review process includes assigning a numerical risk rating to a loan when originated, and then modifying that risk rating as circumstances dictate.

These Loan risk ratings are assigned as follows:

A rating of 1-2 indicates low apparent credit risk and are considered pass loans.

A rating of 3-4 indicates average to above average potential credit risk and are considered pass loans.

A rating of 5-6 indicates weaknesses and factors displaying potential credit risk that requires a higher level of management attention and are considered watch loans.

A rating of 7 indicates a probable loss but the amount is not specifically determined and is considered substandard.

A rating of 8 indicates specific loss has been identified and charge-off is imminent and is considered doubtful.

Based on the most recent analysis performed, the risk category of loans by class of loans as of December 31, 2022 and 2021 was as follows:

Credit risk profile by internally assigned grade – Commercial, Commercial Real Estate and Agricultural.

2022	<u>Pass</u>	<u>Watch</u>	<u>Substandard</u>	<u>Doubtful</u>	<u>Total</u>
Commercial					
Commercial	\$ 59,904,664	\$ 1,879,483	\$ 454,838	\$ -	\$ 62,238,985
Commercial construction	6,446,851	-	-	-	6,446,851
Commercial Real Estate					
Commercial real estate	95,944,975	2,493,499	1,788,543	-	100,227,017
Agriculture					
Farmland	130,469,194	2,434,378	2,063,115	-	134,966,687
Agriculture	143,766,226	2,379,547	632,731	-	146,778,504
	<u>\$ 436,531,910</u>	<u>\$ 9,186,907</u>	<u>\$ 4,939,227</u>	<u>\$ -</u>	<u>\$ 450,658,044</u>

BEO Bancorp and Subsidiary
Notes to Consolidated Financial Statements, Continued

5. Allowance for Loan Losses, Continued:

2021	<u>Pass</u>	<u>Watch</u>	<u>Substandard</u>	<u>Doubtful</u>	<u>Total</u>
Commercial					
Commercial	\$ 57,210,777	\$ 1,889,712	\$ 1,945,674	\$ -	\$ 61,046,163
Commercial construction	7,958,786	-	-	-	7,958,786
Commercial Real Estate					
Commercial real estate	95,215,964	2,696,795	2,465,985	-	100,378,744
Agriculture					
Farmland	127,192,834	1,668,839	2,287,622	-	131,149,295
Agriculture	120,545,405	3,723,565	1,072,886	-	125,341,856
	<u>\$ 408,123,766</u>	<u>\$ 9,978,911</u>	<u>\$ 7,772,167</u>	<u>\$ -</u>	<u>\$ 425,874,844</u>

Credit Risk Profile by Class Based on Payment Activity – Residential and Consumer

Residential real estate and consumer loans are managed on a pool basis due to their homogeneous nature. Loans that are delinquent 90 days or more or are not accruing interest are considered nonperforming. The following table presents the recorded investments in residential real estate and consumer loans by class based on payment activity as of December 31, 2022 and 2021:

2022	<u>Performing</u>	<u>Nonperforming</u>
Residential Real Estate		
Real estate loans	\$ 24,466,333	\$ 519,916
Real estate construction loans	16,209,234	-
Consumer		
Consumer loans	3,314,749	-
	<u>\$ 43,990,316</u>	<u>\$ 519,916</u>

BEO Bancorp and Subsidiary
Notes to Consolidated Financial Statements, Continued

5. Allowance for Loan Losses, Continued:

2021	<u>Performing</u>	<u>Nonperforming</u>
Residential Real Estate		
Real estate loans	\$ 22,699,127	\$ -
Real estate construction loans	20,060,275	-
Consumer		
Consumer loans	<u>4,331,879</u>	<u>-</u>
	<u>\$ 47,091,281</u>	<u>\$ -</u>

6. Property and Equipment:

Property and Equipment at December 31 consists of the following:

	<u>2022</u>	<u>2021</u>
Land	\$ 865,464	\$ 865,464
Buildings and improvements	10,548,453	10,352,041
Furniture and equipment	<u>5,079,296</u>	<u>4,620,502</u>
	16,493,213	15,838,007
Accumulated depreciation	<u>(8,013,096)</u>	<u>(7,009,091)</u>
	<u>\$ 8,480,117</u>	<u>\$ 8,828,916</u>

Depreciation expense of \$890,366 and \$933,601 was recognized in the years ending December 31, 2022 and 2021, respectively.

BEO Bancorp and Subsidiary
Notes to Consolidated Financial Statements, Continued

7. Core Deposit Intangible:

Core deposit intangible consists of the following as of December 31:

	<u>2022</u>	<u>2021</u>
Beginning Purchased Cost	\$ 1,895,190	\$ 1,895,190
Accumulated amortization	<u>(871,343)</u>	<u>(681,824)</u>
	<u>\$ 1,023,847</u>	<u>\$ 1,213,366</u>

Forecasted amortization is as follows:

2023	189,519
2024	189,519
2025	159,141
2026	157,515
2027	157,515
Thereafter	<u>170,638</u>
Total	<u><u>\$ 1,023,847</u></u>

8. Other Assets:

Other assets consist of the following as of December 31:

	<u>2022</u>	<u>2021</u>
Prepaid expenses	\$ 510,885	\$ 615,129
Investment in unconsolidated subsidiaries (Trusts) (Note 11)	217,000	217,000
Other equity securities	190,425	190,425
Other items, net	<u>179,418</u>	<u>212,727</u>
	<u><u>\$ 1,097,728</u></u>	<u><u>\$ 1,235,281</u></u>

BEO Bancorp and Subsidiary
Notes to Consolidated Financial Statements, Continued

9. Deposits:

The scheduled maturities of time deposits at December 31 are as follows:

	2022	2021
Less than one year	\$ 27,191,483	\$ 26,839,605
One to three years	14,951,351	14,137,968
Over three years	1,381,371	4,021,407
	\$ 43,524,205	\$ 44,998,980

10. Borrowings:

At December 31, 2022, the Bank has unused credit available totaling approximately \$19,454,000 from the Federal Home Loan Bank of Des Moines (FHLB), \$42,000,000 of federal funds lines with correspondent banks and \$745,000 with the Federal Reserve Bank of San Francisco. There were no balances outstanding on these credit lines at December 31, 2022. The Bank has an outstanding letter of credit for \$24,000,000 with FHLB as collateral for specific municipal deposits having balances in excess of FDIC insurance limits.

At December 31, 2021, the Bank has unused credit available totaling approximately \$32,500,000 from the Federal Home Loan Bank of Des Moines (FHLB), \$42,000,000 of federal funds lines with correspondent banks and \$3,000,000 with the Federal Reserve Bank of San Francisco. There were no balances outstanding on these credit lines at December 31, 2021. The Bank has an outstanding letter of credit for \$24,000,000 with FHLB as collateral for specific municipal deposits having balances in excess of FDIC insurance limits.

The FHLB borrowings, when used, are secured by certain investment securities and real estate loans. The Federal Reserve Bank line of credit is secured by pledged real estate and agricultural loans.

11. Subordinated Debentures:

As of December 31, 2022, Bancorp had two wholly owned trusts (“Trusts”) that were formed to issue trust preferred securities and related common securities. The Trusts issued Capital Securities (“Trust Preferred Securities”) and invested the proceeds in a like amount of Junior Subordinated Debentures (“Debentures”) of BEO Bancorp. Interest distributions on the Trust Preferred Securities are payable quarterly and are deferrable, at Bancorp’s option, for up to five years. The Debentures bear the same terms and interest rates as the related Trust Preferred Securities. The Debentures are the sole assets of the Trusts. Bancorp has unconditionally guaranteed all of the obligations of the Trusts.

BEO Bancorp and Subsidiary
Notes to Consolidated Financial Statements, Continued

11. Subordinated Debentures, Continued:

The Trust Preferred Securities are mandatorily redeemable, in whole or in part, upon repayment of the underlying Debentures at their stated maturities or their earlier redemption. The Debentures are redeemable prior to maturity at Bancorp's option.

In accordance with provisions of ASC 810 the Trusts have not been consolidated in these financial statements. The \$7,217,000 of Debentures issued to the Trusts as of December 31, 2022 and 2021 are reflected as subordinated debentures in the consolidated balance sheet. The common stock issued by the Trusts is recorded in other assets (Note 8).

Beginning in the third quarter of 2019 through the second quarter of 2020 \$4,038,000 of 5-year, 4%, Callable/Convertible Subordinated Notes ("B Notes") were issued in a private offering to local investors within Bancorp's market area. The B Notes are convertible into common stock at 85% of the sixty-day weighted average price at the time of the election. During 2022, no Notes were converted to stock. During 2021, approximately \$150,000 was converted into 4,884 shares of common stock.

In the fourth quarter of 2020 through 2021 a private offering of 4% Subordinated Notes ("C Notes") were issued with local investors. These Notes carry varying maturities and may be extended upon mutual agreement of both parties.

A summary of the terms of all outstanding subordinated debentures at December 31, 2022 and 2021 are as follows:

	<u>BEO Trust I</u>	<u>BEO Trust II</u>	<u>B Notes</u>	<u>C Notes</u>
Outstanding	\$4,124,000	\$3,093,000	\$3,180,000	\$4,560,000
Issued	December 17, 2003	March 17, 2005	2019 to 2021	2020 and 2021
Maturity	December 17, 2033	March 17, 2035	2024 to 2025	2023 and 2024
Interest rate	LIBOR plus 2.85% (7.58% at 12/31/2022)	LIBOR plus 1.90% (6.64% at 12/31/2022)	4.0%	4.0%
	<u>BEO Trust I</u>	<u>BEO Trust II</u>	<u>B Notes</u>	<u>C Notes</u>
Outstanding	\$4,124,000	\$3,093,000	\$3,180,000	\$4,560,000
Issued	December 17, 2003	March 17, 2005	2019 to 2021	2020 and 2021
Maturity	December 17, 2033	March 17, 2035	2024 to 2025	2023 and 2024
Interest rate	LIBOR plus 2.85% (3.07% at 12/31/2021)	LIBOR plus 1.90% (2.12% at 12/31/2021)	4.0%	4.0%

BEO Bancorp and Subsidiary
Notes to Consolidated Financial Statements, Continued

12. Benefit Plans:

The Bank has a defined contribution 401(k) plan and employee stock ownership plan (ESOP) that covers substantially all employees. Employer contributions are determined annually by the Board of Directors. The ESOP may use employer contributions to purchase Bancorp stock. Shares of Bancorp stock are then credited to plan participants based on annual compensation. All investments of the ESOP are held in trust for the exclusive benefit of participating employees.

Compensation for plan participants is the total eligible wages paid to participants by the Bank for each calendar year, excluding fringe benefits. Dividends on allocated ESOP shares are recorded as a reduction of retained earnings.

Employer contributions charged to expense were \$879,233 and \$866,353 in 2022 and 2021. During 2022, the plan purchased 3,397 shares of BEO Bancorp stock at a cumulative purchase price of \$135,394. At December 31, 2022, the plan held 138,323 Bancorp shares, all of which were allocated to participants. During 2021, the plan purchased 11,606 shares of BEO Bancorp stock at a cumulative purchase price of \$421,570. At December 31, 2021, the plan held 140,780 Bancorp shares, all of which were allocated to participants.

13. Bank Owned Life Insurance and Deferred Compensation:

The Bank is beneficiary of bank-owned life insurance (BOLI) to support life insurance and salary continuation benefits for certain key employees. Aggregate death benefits under the plan at December 31, 2022, are \$25,700,766. At December 31, 2022, the Bank recorded a salary continuation benefit obligation included in other liabilities of \$1,842,714. During 2022, \$122,471 was paid in benefits and the amount of expenses charged was \$209,767. Aggregate death benefits under the plan at December 31, 2021, are \$20,035,190. At December 31, 2021, the Bank recorded a salary continuation benefit obligation included in other liabilities of \$1,755,088. During 2021, \$122,471 was paid in benefits and the amount of expenses charged was \$146,306.

BEO Bancorp and Subsidiary
Notes to Consolidated Financial Statements, Continued

14. Income Taxes:

The provision for income taxes for the year ended December 31 consists of the following:

	<u>2022</u>	<u>2021</u>
Current tax expense:		
Federal	\$ 2,090,000	\$ 1,978,000
State	662,000	588,000
	<u>2,752,000</u>	<u>2,566,000</u>
Deferred tax expense (benefit):		
Federal	(140,000)	(296,000)
State	(50,000)	(106,000)
	<u>(190,000)</u>	<u>(402,000)</u>
	<u>\$ 2,562,000</u>	<u>\$ 2,164,000</u>

The provision for income taxes results in effective tax rates less than the federal income tax statutory rate. The reasons for the differences as of December 31 are as follows:

	<u>2022</u>	<u>2021</u>
Tax on income at federal statutory rate (21%)	\$ 2,340,810	\$ 1,907,044
State income tax, net of federal benefit	522,656	453,144
Nontaxable interest income, net of allocable interest expense	(112,102)	(103,791)
Other, net	(189,364)	(92,397)
	<u>\$ 2,562,000</u>	<u>\$ 2,164,000</u>

The provision for deferred income taxes results from timing differences in the recognition of transactions for financial statement and tax purposes. The nature and tax effects of these differences for the year ended December 31 are as follows:

	<u>2022</u>	<u>2021</u>
Deferred compensation not deducted for tax purposes	\$ (24,974)	\$ 6,841
Loan origination costs	16,069	31,581
Loan loss deduction for tax purposes more (less) than provision for financial reporting purposes	(99,286)	(239,274)
Depreciation and amortization	(127,095)	(170,077)
Other, net	45,286	(31,071)
	<u>\$ (190,000)</u>	<u>\$ (402,000)</u>

BEO Bancorp and Subsidiary
Notes to Consolidated Financial Statements, Continued

14. Income Taxes, Continued:

The components of deferred tax assets and liabilities at December 31 are as follows:

	<u>2022</u>	<u>2021</u>
Assets:		
Allowance for loan losses	\$ 1,220,751	\$ 1,368,994
Deferred compensation	554,221	428,322
Purchased NOL carryforward	287,028	267,893
Unrealized loss on investment securities available-for-sale	2,185,175	41,396
Unrealized loss on cash flow hedge instrument	-	164,913
Total deferred tax assets	<u>4,247,175</u>	<u>2,273,807</u>
Liabilities:		
Loan origination costs	110,821	94,699
Excess tax over book depreciation, amortization and impairment charges	372,929	499,746
Prepaid expenses	79,250	164,053
Total deferred tax liabilities	<u>563,000</u>	<u>758,498</u>
Net deferred tax assets	<u>\$ 3,684,175</u>	<u>\$ 1,515,309</u>

The Company files income tax returns in the U.S federal jurisdiction and in the states of Oregon and Idaho. The Company recognized no interest and penalties on the underpayment of income taxes during the years ended December 31, 2022 and 2021 and had no accrued interest and penalties on the consolidated balance sheet as of December 31, 2022 and 2021.

BEO Bancorp and Subsidiary
Notes to Consolidated Financial Statements, Continued

15. Financial Instruments with Off-Balance-Sheet Risk:

In order to meet the financing needs of its customers, the Bank commits to extensions of credit and issues standby letters of credit. The Bank's exposure to credit loss in the event of nonperformance by the other party to the financial instrument for commitments to extend credit and standby letters of credit is represented by the contractual notional amount of those instruments. The Bank uses the same credit policies in making commitments and conditional obligations as it does for on-balance-sheet instruments.

Commitments to extend credit are agreements to lend to a customer as long as there is no violation of any conditions established in the contract. Commitments generally have fixed expiration dates or other termination clauses and may require payment of a fee. Since some of the commitments are expected to expire without being drawn upon, the total commitment amounts do not necessarily represent future cash requirements.

Standby letters of credit written are conditional commitments issued by the Bank to guarantee the performance of a customer to a third party. The credit risk involved in issuing letters of credit is essentially the same as that involved in extending loan facilities to customers.

Financial instruments with off-balance-sheet risk at December 31 are as follows:

	<u>2022</u>	<u>2021</u>
Commitments to extend credit	\$ 175,079,864	\$ 180,202,743
Standby letters of credit and financial guarantees written	3,005,193	5,132,563

BEO Bancorp and Subsidiary
Notes to Consolidated Financial Statements, Continued

16. Related Party Loans and Deposits:

The Bank has granted loans to officers and directors. Such loans are made on substantially the same terms, including interest rates and collateral, as those prevailing at the time for comparable transactions with unrelated parties. Activity with respect to these loans during the year ended December 31, 2022 and 2021 were as follows:

	2022	2021
Balance, January 1	\$ 1,041,388	\$ 779,554
Net additions or renewals	458,730	987,124
Amounts collected or renewed	(628,782)	(725,290)
Balance, December 31	\$ 871,336	\$ 1,041,388

In addition, there were \$880,897 and \$838,964, respectively, in commitments to extend credit to directors and officers at December 31, 2022 and 2021, which are included as part of commitments in Note 15.

Directors' and officers' deposits totaled \$4,757,439 and \$13,012,337 at December 31, 2022 and 2021, respectively.

BEO Bancorp and Subsidiary
Notes to Consolidated Financial Statements, Continued

17. Fair Value Disclosures of Financial Instruments:

The following disclosures are made in accordance with provisions of ASC 825. The use of different assumptions and estimation methods could have a significant effect on fair value amounts. Accordingly, the estimates of fair value herein are not necessarily indicative of the amounts that might be realized in a current market exchange.

The estimated fair values of the financial instruments at December 31 are as follows:

	2022		2021	
	Carrying Amount	Fair Value	Carrying Amount	Fair Value
Financial assets:				
Cash and cash equivalents	\$ 173,593,061	\$ 173,593,061	\$ 287,268,374	\$ 287,268,374
Investment securities	193,709,102	193,709,102	40,796,216	\$ 40,796,216
Loans, net of allowance for loan losses	488,808,226	479,830,689	466,477,631	539,942,757
Interest receivable	6,217,448	6,217,448	4,304,592	4,304,592
Federal Home Loan Bank stock	1,008,800	1,008,800	823,600	823,600
Financial liabilities:				
Deposits	819,030,678	817,575,580	753,417,387	753,417,387
Cash flow hedge	-	-	588,978	588,978
Trust Preferred Securities	7,217,000	7,791,996	7,217,000	6,490,956
Other subordinated debentures	7,740,000	6,993,050	7,740,000	7,740,000
Accrued interest payable	180,115	180,115	104,610	104,610

Cash and Cash Equivalents – The fair value approximates carrying amount.

Investment securities – Fair value is based on quoted market prices. If a quoted market price is not available, fair value is estimated using quoted market prices from similar securities.

Loans – Fair value of fixed-rate loans is estimated by discounting the future cash flows using the current rates at which similar loans would be made to borrowers with similar credit ratings and for the same remaining maturities. Variable rate loans not at contractual floors have carrying amounts that are a reasonable estimate of fair value. Impaired loans' fair values are estimated primarily at collateral values and consider credit risk.

Deposits – Fair value of demand, interest-bearing demand and savings deposits is the amount payable on demand at the reporting date. Fair value of time deposits is estimated using the interest rates currently offered for the deposits of similar remaining maturities. The estimated fair values of deposits do not take into account the benefit that results from low-cost funding such deposits provide.

Subordinated debentures – The fair value is estimated by discounting future cash flow at rates currently available for debt with similar terms and maturities.

BEO Bancorp and Subsidiary
Notes to Consolidated Financial Statements, Continued

17. Fair Value Disclosures of Financial Instruments:

Off-Balance-Sheet Financial Instruments – The carrying amount and fair value are based on fees charged for similar commitments and are not material.

The following tables present the Company’s fair value hierarchy for those assets and liabilities measured at fair value:

Cash flow hedge instruments – Fair values for interest rate swap agreements are based upon the amounts required to settle the contracts.

Investment securities available-for-sale – Fair values for securities, excluding FHLB stock, are based on quoted market prices or dealer quotes. The carrying value of FHLB stock approximates fair value based on their respective redemption provisions.

Impaired loans – Certain impaired loans are reported at the fair value of the underlying collateral if repayment is expected solely from the collateral. Collateral values are estimated using Level 2 inputs based on observable market data or Level 3 inputs based on customized discounting criteria.

The fair value of impaired loans is estimated based on either the present value of expected future cash flows discounted at the loans’ effective interest rate, the loan’s obtainable market price, or the fair value of the collateral if the loan is collateral dependent.

	<u>Fair Value Measurements Using</u>				<u>Total Period Losses Included in Earnings</u>
	<u>Total</u>	<u>Quoted Prices in Active Markets for Identical Assets (Level I)</u>	<u>Significant Other Observable Inputs (Level II)</u>	<u>Significant Unobservable Inputs (Level III)</u>	
<u>December 31, 2022</u>					
Recurring items, assets (liabilities):					
Investment securities available for sale	\$ 191,312,751	\$ -	\$ 191,312,751	\$ -	-
Total items measured at fair value on a recurring basis	<u>\$ 191,312,751</u>	<u>\$ -</u>	<u>\$ 191,312,751</u>	<u>\$ -</u>	-

BEO Bancorp and Subsidiary
Notes to Consolidated Financial Statements, Continued

17. Fair Value Disclosures of Financial Instruments, Continued:

	Total	Quoted Prices in Active Markets for Identical Assets (Level I)	Significant Other Observable Inputs (Level II)	Significant Unobservable Inputs (Level III)	Total Period Losses Included in Earnings
<u>December 31, 2021</u>					
Recurring items, assets (liabilities):					
Cash flow hedge instrument	\$ (588,978)	\$ -	\$ (588,978)	\$ -	-
Investment securities available for sale	40,086,216	-	40,086,216	-	-
Total items measured at fair value on a recurring basis	<u>\$ 39,497,238</u>	<u>\$ -</u>	<u>\$ 39,497,238</u>	<u>\$ -</u>	-
Non-recurring items:					
Impaired loans valued at fair value	\$ 163,185	\$ -	\$ -	\$ 163,185	\$ -
Foreclosed assets	-	-	-	-	-
Total assets measured at fair value on a non-recurring basis	<u>\$ 163,185</u>	<u>\$ -</u>	<u>\$ -</u>	<u>\$ 163,185</u>	-

Foreclosed assets – Assets acquired through, or in lieu of, loan foreclosure are held for sale and initially recorded at fair value at the date of foreclosure, establishing a new cost basis. Subsequent to foreclosure, valuations are periodically performed by management and the assets are carried at the lower of carrying amount or fair value less cost to sell.

The fair value represents management’s best estimates based on a range of methodologies and assumptions. For loans with doubt as to collectability that are collateral dependent and foreclosed assets, the valuation is based on appraised value of the collateral less costs to sale. For loans not deemed collateral dependent, expected cash flows are discounted using an appropriate rate considering the time of collection, credit risk, and the discount for the uncertainty of the flows.

BEO Bancorp and Subsidiary
Notes to Consolidated Financial Statements, Continued

17. Fair Value Disclosures of Financial Instruments, Continued:

A reconciliation of the assets measured at Fair Value Using Unobservable Inputs (Level III) is as follows:

	Impaired loans valued at fair value	Foreclosed assets	Total
Balance 12/31/20	617,319	-	617,319
Net unrealized gains (losses)	-	-	-
Net realized gains (losses)	-	-	-
Additions, collections and deletions, net	(454,134)	-	(454,134)
Transfers between Level III at fair value	-	-	-
Sales	-	-	-
Balance 12/31/21	\$ 163,185	\$ -	163,185
Net unrealized losses	-	-	-
Net realized gains (losses)	-	-	-
Additions, collections and deletions, net	(163,185)	-	(163,185)
Transfers between Level III at fair value	-	-	-
Sales	-	-	-
Balance 12/31/22	<u>\$ -</u>	<u>\$ -</u>	<u>\$ -</u>

The following table presents quantitative information about non-recurring Level 3 fair value measurements at December 31, 2021.

	2021	Valuation Technique	Unobservable Input	Range
Impaired Loans valued at fair value	\$ 163,185	Collateral Value	Cost to sale	5%-10%

BEO Bancorp and Subsidiary
Notes to Consolidated Financial Statements, Continued

18. Leases

The Bank leases certain office facilities for various terms under long-term, non-cancelable operating lease agreements. The leases expire at various dates through 2026 and provide for renewal options ranging from annually to five years. The leases provide for increases in future minimum annual rental payments based various factors. Also, the agreements generally require the Company to pay real estate taxes, insurance, and repairs.

The weighted-average discount rate is based on the discount rate implicit in the lease, or if the implicit rate is not readily determinable from the lease, then the Company estimates an applicable incremental borrowing rate.

The Company has elected the short-term lease exemption for all leases with a term of 12 months or less for both existing and ongoing operating leases to not recognize the asset and liability for these leases. Lease payments for short-term leases are recognized on straight-line basis.

The Company elected the practical expedient to not separate lease and non-lease components for a real estate and office equipment leases.

Total lease expense under noncancelable leases was \$363,120 for the year December 31, 2022 and 2021.

The following table summarizes the supplemental cash flow information for the year ended December 31:

	<u>2022</u>	<u>2021</u>
Cash paid for amounts included in the measurement of lease liabilities		
Operating cash flows from operating leases	404,179	\$ 363,120
Right-of-use assets obtained in exchange for lease liabilities		
Operating leases	-	\$ 1,017,438

The following summarizes the weighted-average remaining lease term and weight-average discount rate:

	<u>2022</u>	<u>2021</u>
Weight-Average Information		
Weighted-average remaining lease term		
Operating leases	3.01	3.8
Weighted-average discount rate		
Operating leases	6.02%	6.13%

BEO Bancorp and Subsidiary
Notes to Consolidated Financial Statements, Continued

18. Leases, Continued:

The future minimum lease payments under noncancelable operating leases with terms greater than one year are listed below as of December 2022.

	Operating
2023	\$ 355,441
2024	318,858
2025	205,923
2026	103,600
2027	5,250
Thereafter	-
Total lease payments	989,072
Less interest	116,192
Present value of lease liabilities	\$ 872,880

BEO Bancorp and Subsidiary
Notes to Consolidated Financial Statements, Continued

19. Revenue from Contracts with Customers:

All the Company's revenue from contracts with customers in the scope of ASC 606 is recognized within Noninterest Income. Gains on sales of loans and gains from sales of securities are outside of the scope of ASC 606. Service charge income includes \$2,200,906 and \$2,035,884 of interchange income which is within the scope of ASC 606, and service charges on deposit accounts in the amount of \$765,152 and \$586,429, for the years ended December 31, 2022 and 2021, respectively. Mortgage banking income totals \$488,677 and \$641,768 and the remaining balances of \$1,473,770 and \$413,576 represent other miscellaneous income, for the years ended December 31, 2022 and 2021, which are outside the scope of ASC 606.

A description of the Company's revenue streams accounted for under Topic 606 follows:

Service Charges on Deposit Accounts - The Company earns fees from its deposit customers for transaction-based, account maintenance, and overdraft services. Transaction-based fees, which include services such as ATM use fees, stop payment charges, statement rendering, and ACH fees, are recognized at the time the transaction is executed as that is the point in time the Company fulfills the customer's request. Account maintenance fees, which related primarily to monthly maintenance, are earned over the course of a month, representing the period over which the Company satisfies the performance obligation. Overdraft fees are recognized at the point in time that the overdraft occurs. Service charges on deposits are withdrawn from the customer's account balance.

Interchange Income - The Company earns interchange fees from debit cardholder transactions conducted through the Visa payment network. Interchange fees from cardholder transactions represent a percentage of the underlying transaction value and are recognized daily, concurrently with the transaction processing services provided to the cardholder.

20. Regulatory Matters:

The Bank is subject to various regulatory capital requirements administered by the state and federal banking agencies. Failure to meet minimum capital requirements can initiate certain mandatory and possibly additional discretionary actions by regulators that, if undertaken, could have a direct material effect on the consolidated financial statements. Under capital adequacy guidelines and the regulatory framework for prompt corrective action, the Bank must meet specific capital guidelines that involve quantitative measures of assets, liabilities, and certain off-balance sheet items as calculated under regulatory accounting practices. The capital amounts and classification are also subject to qualitative judgements by the regulators about components, risk weightings and other factors.

At December 31, 2022 and 2021, Bancorp qualified for treatment under the Small Bank Holding Company Policy Statement (Regulation Y, Appendix C) and, therefore, is not subject to consolidated capital rules at the bank holding company level.

BEO Bancorp and Subsidiary
Notes to Consolidated Financial Statements, Continued

20. Regulatory Matters, Continued:

Quantitative measures established by regulation to ensure “capital adequacy” require the Bank to maintain minimum amounts and ratios of common equity tier 1 capital to risk-weighted assets, tier 1 capital to risk-weighted assets, total capital to risk-weighted assets and tier 1 capital to average assets (as defined in the regulations) shown in the table below. Management believes that, as of December 31, 2022, the Bank met or exceeded all requirements for capital adequacy.

To be categorized as “well capitalized,” banks must maintain minimum common equity tier 1 risk-based, tier 1 risk-based, total risk-based and tier 1 leverage ratios as shown in the table below. As of December 31, 2022 and 2021, the most recent notification from the Bank’s regulator categorized the Bank as “well-capitalized” under the regulatory framework for prompt corrective action. There are no conditions or events since that notification that Management believes would change the Bank’s regulatory capital categorization.

The Bank’s actual capital amounts (in thousands) and ratios as of December 31, 2022 and 2021 are presented in the following tables:

	Actual		For Capital Adequacy Purposes		To be Well Capitalized Under Prompt Corrective Action Provisions	
	Amount	Ratio	Amount	Ratio	Amount	Ratio
As of December 31, 2022:						
Common tier 1 to risk-weighted assets						
Bank of Eastern Oregon	68,432	11.51%	26,743	4.5%	38,629	6.5%
Tier 1 capital to risk-weighted assets						
Bank of Eastern Oregon	68,432	11.51%	35,658	6.0%	47,544	8.0%
Total capital to risk-weighted assets						
Bank of Eastern Oregon	73,891	12.43%	47,544	8.0%	59,430	10.0%
Tier I leverage ratio						
Bank of Eastern Oregon	68,432	8.41%	32,537	4.0%	40,671	5.0%
As of December 31, 2021:						
Common tier 1 to risk-weighted assets						
Bank of Eastern Oregon	60,839	11.30%	24,217	4.5%	34,981	6.5%
Tier 1 capital to risk-weighted assets						
Bank of Eastern Oregon	60,839	11.30%	32,290	6.0%	43,053	8.0%
Total capital to risk-weighted assets						
Bank of Eastern Oregon	66,259	12.31%	43,053	8.0%	53,816	10.0%
Tier I leverage ratio						
Bank of Eastern Oregon	60,839	8.10%	30,034	4.0%	37,543	5.0%

BEO Bancorp and Subsidiary
Notes to Consolidated Financial Statements, Continued

20. Regulatory Matters, Continued:

The Bank is required to maintain a “conservation buffer” consisting of common equity tier 1 capital amounts equal to at least 2.5% of risk-weighted assets in order to avoid restrictions on certain activities including payment of dividends, stock repurchases and discretionary bonuses to executive officers. The Bank met the conservation buffer requirement as of December 31, 2022 and 2021.

21. Earnings Per Share:

Earnings per share (EPS) are computed on the basis of the weighted average number of shares outstanding during the year. Diluted EPS includes the effect from the potential issuance of common stock associated with the Callable/Convertible Subordinated Notes (Note 11).

The reconciliation of the numerators and denominators of the basic and diluted EPS calculations is as follows for the year ended December 31.

	<u>2022</u>	<u>2021</u>
Numerator:		
Net earnings	\$ 8,584,712	\$ 6,917,167
Adjustment for interest expense on convertible notes, net of tax effect	<u>93,744</u>	<u>93,205</u>
Net earnings, adjusted	<u>\$ 8,678,456</u>	<u>\$ 7,010,372</u>
Denominator:		
Basic weighted average shares	1,204,323	1,204,229
Dilution for convertible notes	<u>99,206</u>	<u>98,636</u>
Diluted weighted average shares	<u>1,303,529</u>	<u>1,302,865</u>
Basic EPS	<u>\$7.13</u>	<u>\$5.74</u>
Diluted EPS	<u>\$6.66</u>	<u>\$5.38</u>

BEO Bancorp and Subsidiary
Notes to Consolidated Financial Statements, Continued

22. Interest Rate Contracts:

Interest rate swap contracts are entered into primarily as an asset/liability management strategy of the Company to modify interest rate risk. The primary risk associated with all swaps is the exposure to movements in interest rates and the ability of the counterparties to meet the terms of the contract. The Company is exposed to losses if the counterparty fails to make its payments under a contract in which the Company is in a receiving status. The Company minimizes its risk by monitoring the credit standing of the counterparties. The Company anticipates the counterparties will be able to fully satisfy their obligations under the remaining agreements. These contracts are typically designated as cash flow hedges.

There were no interest rate swap contracts outstanding as of December 31, 2022.

At December 31, 2021 the Company had outstanding interest rate swap agreements with notional amounts totaling \$7,000,000 to convert the variable-rate trust preferred securities into fixed-rate instruments. The agreements had a weighted average maturity of 6.1 years and had fixed rates ranging from 4.925% to 5.3475% with a weighted average rate of 5.16%. The fair value of the derivatives was an unrealized loss of \$588,978 at December 31, 2021. No realized losses were incurred.

No gain or loss was recognized in earnings for the year ended December 31, 2021 related to the interest rate swaps. No deferred net loss on interest rate swaps in other comprehensive income at December 31, 2021, was reclassified into net income during the year ended December 31, 2022. See Statement of Other Comprehensive Income.

The following table summarizes the derivative financial instruments utilized at December 31, 2021:

Cash Flow Hedges	Interest rate swap contract	Interest rate swap contract
Balance Sheet Location	Other liabilities	Other liabilities
Notional Amount	\$3,000,000	\$4,000,000
Fair Value Loss	(\$524,414)	(\$64,564)

The following table details the derivative financial instruments, the average remaining maturities and the weighted-average interest rates being paid and received at December 31, 2021:

	Interest rate swap contract	Interest rate swap contract
Notional Amount	\$3,000,000	\$4,000,000
Maturity Years	13.2	0.7
Fair Value Loss	(\$524,414)	(\$64,564)
Interest Rate Receivable	LIBOR 3M + 1.9%	LIBOR 3M + 2.85%
Interest Rate Pay	4.93%	5.35%

BEO Bancorp and Subsidiary
Notes to Consolidated Financial Statements, Continued

23. Parent Company Financial Information:

Financial information for BEO Bancorp is presented below:

BALANCE SHEET

	December 31	
	2022	2021
Assets:		
Cash, deposited with the Bank	\$ 962,346	\$ 944,890
Investments in:		
Bank subsidiary	63,841,529	62,209,407
Nonbank subsidiaries (Trusts)	217,000	217,000
Other assets, net of amortization	1	164,914
	\$ 65,020,876	\$ 63,536,211
Liabilities and stockholders' equity:		
Liabilities:		
Accrued interest payable	\$ 78,300	\$ 60,325
Unrealized loss on cash flow hedge instrument	-	588,978
Subordinated debt	14,957,000	14,957,000
Total liabilities	15,035,300	15,606,303
Stockholders' equity:		
Common stock	3,153,210	3,153,210
Surplus	5,055,300	5,055,300
Retained earnings and accumulated other comprehensive income	43,360,219	41,304,551
Treasury stock at cost (31,675 shares)	(1,583,153)	(1,583,153)
Total stockholders' equity	49,985,576	47,929,908
Total liabilities and stockholders' equity	\$ 65,020,876	\$ 63,536,211

BEO Bancorp and Subsidiary
Notes to Consolidated Financial Statements, Continued

23. Parent Company Financial Information, Continued:

STATEMENT OF INCOME

	Year Ended December 31	
	2022	2021
Cash dividends from Bank	\$ 1,804,323	\$ 1,204,323
Less:		
Interest expense	(673,229)	(571,061)
Professional fees and administrative expenses	(127,291)	(138,322)
Income before equity in undistributed earnings of the Bank	1,003,803	494,940
Equity in undistributed earnings of Bank	7,380,909	6,222,227
Credit for income taxes	200,000	200,000
Net income	\$ 8,584,712	\$ 6,917,167

BEO Bancorp and Subsidiary
Notes to Consolidated Financial Statements, Continued

23. Parent Company Financial Information, Continued:

STATEMENT OF CASH FLOWS

	Year Ended December 31	
	2022	2021
	<u> </u>	<u> </u>
Operating activities:		
Net income	\$ 8,584,712	\$ 6,917,167
Adjustments to reconcile net income to net cash provided by operating activities:		
Undistributed earnings of the Bank	(7,380,909)	(6,222,227)
Change in other assets and liabilities	17,976	18,181
	<u>1,221,779</u>	<u>713,121</u>
Investing activities:		
Investment in Subsidiaries	-	(3,039,988)
Financing activities:		
Issuance of subordinated debt	-	2,484,888
Issuance of Common Stock	-	149,988
Dividends paid	(1,204,323)	(1,204,323)
	<u>(1,204,323)</u>	<u>1,430,553</u>
Net cash provided (used) by financing activities		
Net increase (decrease) in cash	17,456	(896,314)
Cash, beginning of year	944,890	1,841,204
Cash, end of year	<u>\$ 962,346</u>	<u>\$ 944,890</u>